

eBook

FRUITY

BY MY_LITTLE_CITYGIRL

Crocheted Pineapple Scarf

size: easy customizable





SKILL LEVEL

● ○ ○ ○
beginner

FINISHED SIZE

5" wide (in the widest part) by 52" long.

MATERIALS

- MC: Gedifra DISTRATO 50% Cotton, 50% Polyester (1.75 oz/ 88 m/ 50 g) in multi color #3508 or any other worsted weight plain or textured yarn 2 balls
- pineapple crocheted or rhinestone pin/brooch (optional)

CROCHET HOOK

F-5/3³/₄MM crochet hook

GAUGE

not important

Who doesn't love pineapples?! ;) Such a fast and cool project, which takes just about 1-2 hours and so easy to make even for beginners. Get a fun to create your own! Perfect gift idea too!

SCARF

- With MC, ch 9.

Row 1(RS): dc in 4th ch from hook, ch 1, 2 dc in the same ch, (2 dc, ch 1, 2 dc) in the next 5th ch, turn.

Row 2: sl st in each of first 3 sts, (ch 3, dc, ch 1, 2 dc) in first ch-1 sp, ch 2, (2 dc, ch 1, 2 dc) in next ch-1 sp, turn.

Row 3: sl st in each of first 3 sts, (ch 3, dc, ch 1, 2 dc) in first ch-1 sp, (dc, ch 1, dc) in next ch-2 sp, (2 dc, ch 1, 2 dc) in next ch-1 sp, turn.

Row 4: sl st in each of first 3 sts, (ch 3, dc, ch 1, 2 dc) in first ch-1 sp, (2 dc, ch 1, 2 dc) in next ch-1 sp, (2 dc, ch 1, 2 dc) in next ch-1 sp, turn.

Row 5: sl st in each of first 3 sts, (ch 3, dc, ch 1, 2 dc) in first ch-1 sp, ch 2, 9 dc in next ch-1 sp, ch 2, (2 dc, ch 1, 2 dc) in next ch-1 sp, turn.

Row 6: sl st in each of first 3 sts, (ch 3, dc, ch 1, 2 dc) in first ch-1 sp, ch 1, sk ch-2 sp, dc in first dc, *ch 1, dc in next dc* rep from * to * 8 more times, ch 1, (2 dc, ch 1, 2 dc) in next ch-1 sp, turn.

Row 7: sl st in each of first 3 sts, (ch 3, dc, ch 1, 2 dc) in first ch-1 sp, ch 3, sk next ch-1 sp, (sc in next ch-1 sp, ch 3) 8 times, (2 dc, ch 1, 2 dc) in next ch-1 sp, turn = 9 ch-3 sps.

Row 8: sl st in each of first 3 sts, (ch 3, dc, ch 1, 2 dc) in first ch-1 sp, ch 3, (sc in next ch-3 sp, ch 3) 7 times, (2 dc, ch 1, 2 dc) in next ch-1 sp, turn = 8 ch-3 sps.

Row 9: sl st in each of first 3 sts, (ch 3, dc, ch 1, 2 dc) in first ch-1 sp, ch 3, (sc in next ch-3 sp, ch 3) 6 times, (2 dc, ch 1, 2 dc) in next ch-1 sp, turn = 7 ch-3 sps.

Row 10: sl st in each of first 3 sts, (ch 3, dc, ch 1, 2 dc) in first ch-1 sp, ch 3, (sc in next ch-3 sp, ch 3) 5 times, (2 dc, ch 1, 2 dc) in next ch-1 sp, turn = 6 ch-3 sps.

Row 11: sl st in each of first 3 sts, (ch 3, dc, ch 1, 2 dc) in first ch-1 sp, ch 3, (sc in next ch-3 sp, ch 3) 4 times, (2 dc, ch 1, 2 dc) in next ch-1 sp, turn = 5 ch-3 sps.

Row 12: sl st in each of first 3 sts, (ch 3, dc, ch 1, 2 dc) in first ch-1 sp, ch 3, (sc in next ch-3 sp, ch 3) 3 times, (2 dc, ch 1, 2 dc) in next ch-1 sp, turn = 4 ch-3 sps.

Row 13: sl st in each of first 3 sts, (ch 3, dc, ch 1, 2 dc) in first ch-1 sp, ch 3, (sc in next ch-3 sp, ch 3) 2 times, (2 dc, ch 1, 2 dc) in next ch-1 sp, turn = 3 ch-3 sps.

Row 14: sl st in each of first 3 sts, (ch 3, dc, ch 1, 2 dc) in first ch-1 sp, ch 3, sc in next ch-3 sp, ch 3, (2 dc, ch 1, 2 dc) in next ch-1 sp, turn = 2 ch-3 sps.

Row 15: sl st in each of first 3 sts, (ch 3, dc, ch 1, 2 dc) in first ch-1 sp, (2 dc, ch 1, 2 dc) in next ch-1 sp, turn.

Row 16: rep Row 2.

NOTE: See diagram on p. 4.





- Rep rows 2-15 until desired length 6 more times (= 7 repeats), then finish with row 16. Fasten off.

Weave in ends.

ABBREVIATIONS

sts - stitch(es)
ch - chain
sc - single crochet
dc - double crochet
sk - skip
foll - follow(s)
sp - space(s)
rep - repeat
RS - right side
WS - wrong side

SKILL LEVELS

 beginner	Perfect for new knitters and crocheters using basic stitches. Minimal shaping.
 easy	Projects using yarn with basic stitches, repetitive stitch patterns, simple color changes, and simple shaping and finishing.
 intermediate	Projects using a variety of techniques, such as basic lace patterns or color patterns, mid-level shaping and finishing.
 experienced	Projects with intricate stitch patterns, more advanced techniques, or detailed shaping.

All rights reserved. Please be respectful to the designers right of this pattern. No portion of this work may be photocopied or reproduced by any means without written authorization from My Little Citygirl.

